



# U14 Combination Play

**Neal Ellis**

Director of Coaching

South Texas Youth Soccer Association

## **Flank play**

**The Objective of the game is to teach players to play in the flank**  
**Combination play**  
**Creating space**  
**Timing of runs**  
**Crossing**

### **I. Objectives**

The session is designed to teach players to pass the ball and to recognize when and how to penetrate in the flank using combinations.

### **II. Coaching points**

#### **a. Wall pass**

**i. Visual Q Start from payer in advance is *behind the defender***

1. Player A engages with speed, player in advance moves to support
2. Player A player the front foot player in advance lays it off

#### **b. Overlap**

**i. Visual Q Player in advance with defender behind checks wide to create space and *defender does not follow***

1. Player A has to be close to Player B
2. Player A passes the ball to Player B
3. Player B dribbles to engage the defender
4. Player of the ball now runs around the dribbling player creating space wide
5. Player A releases or hold on depending on what defender does

#### **c. Up back and through**

**i. Visual Q Player in advance with defender behind checks wide to create space and *defender follows***

1. Player A closes the space to Player B
2. Player A passes to the foot away from defender
3. Player B lays the ball of square and spins of defender
4. Now Player A plays the ball into space for Player B to run into

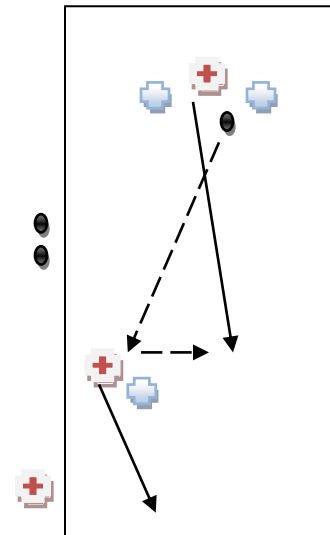
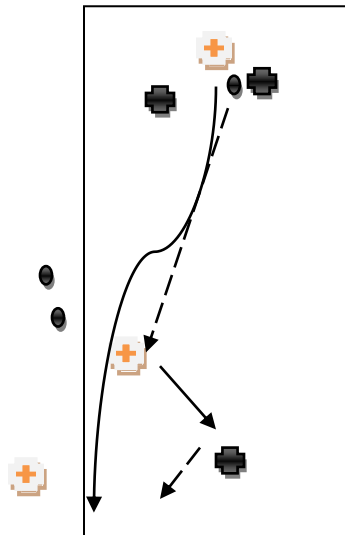
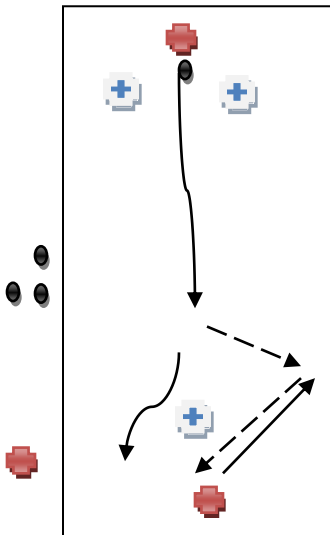
\*\*\*\*Player A wins the ball

\*\*\*\*Player B start in advance

### **III. Warm up(groups of two):**

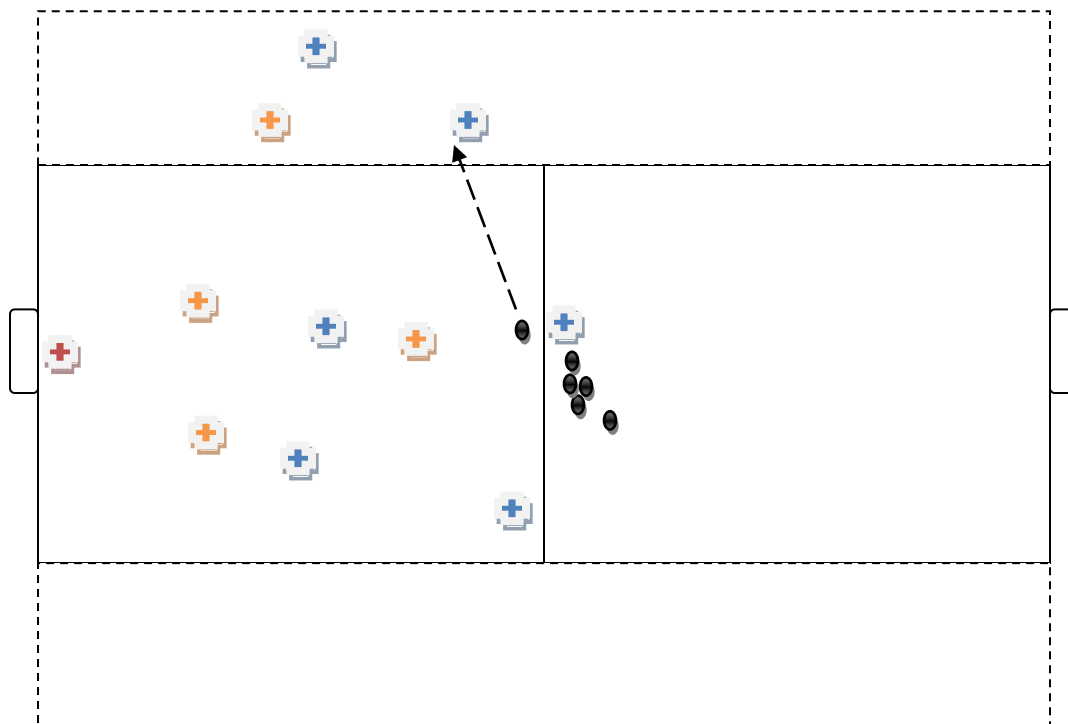
#### **a. Passing**

- i. Look to pass in between two players of the same color(split)**
- ii. Look to pass in between multiple(splits) players with each pass**



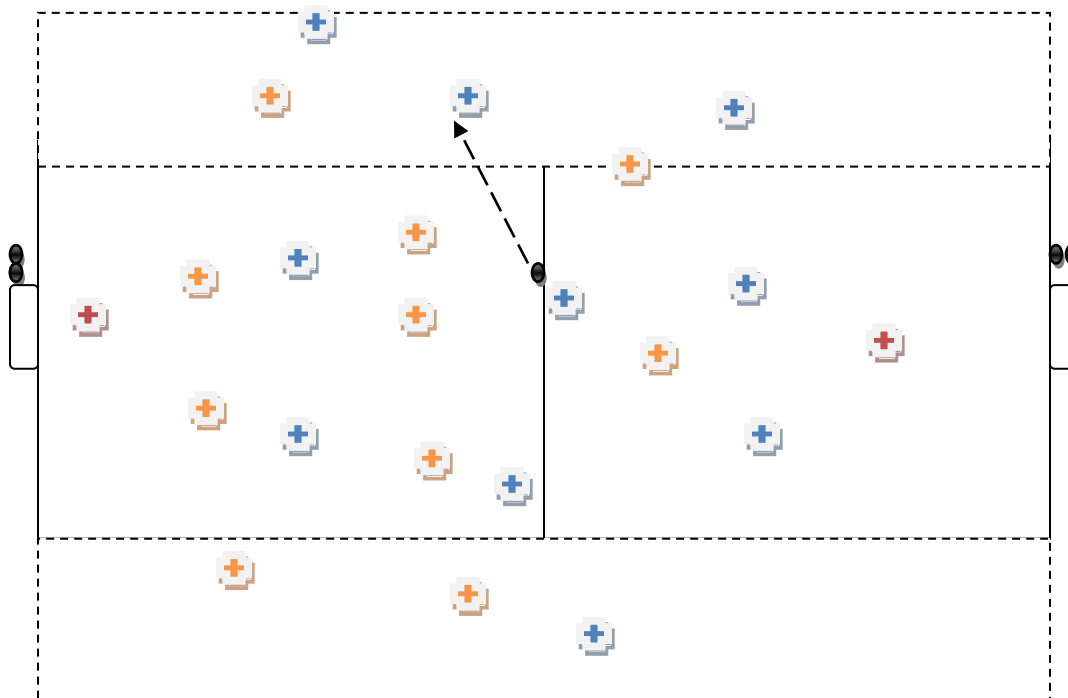
**IV. Small sided:**

- a. **Creating combinations to get into a crossing opportunity**
  - i. **Generate opportunity by 1v1**
  - ii. **Generate opportunity by combination**
  - iii. **First touch toward goal (moves the GK and def.)**
  - iv. **Recognize opportunity to cross**



**V. Expanded:**

- a. **Generate a 2v1 in the flank (same as above)**



**VI. Game 11v11(4-3-3), 9v9(3-2-3)**

- a. **Set up each team in a formation that will increase the chances of penetration**
- b. **Play 3-5min game and stop at halftime to ask questions or make adjustments**